

Features

- Single bowl.
- 9-1/2" depth provides generous workspace.
- Sink drain with strainer sold separately.

Material

- KOHLER® enameled cast iron.
- Acid-resistant enamel finish.

Installation

- Top-mount or undermount.
- Minimum base cabinet width: 21"-24" (21" may require cabinet modifications).

Recommended Products/Accessories

- K-6539 Drainboard with Sink Rack
- K-8801 Sink drain and strainer with tailpiece
- K-8799 Sink drain and strainer basket
- K-23726 Drain treatment
- K-23725 Cast iron cleaner

Optional Products/Accessories

- K-11352 Disposal Flange with Stopper

Included Components

Product consists of:

- 52047 Clamp Accessory Pack, 4 Ea.



Codes/Standards













ASME A112.19.1/CSA B45.2

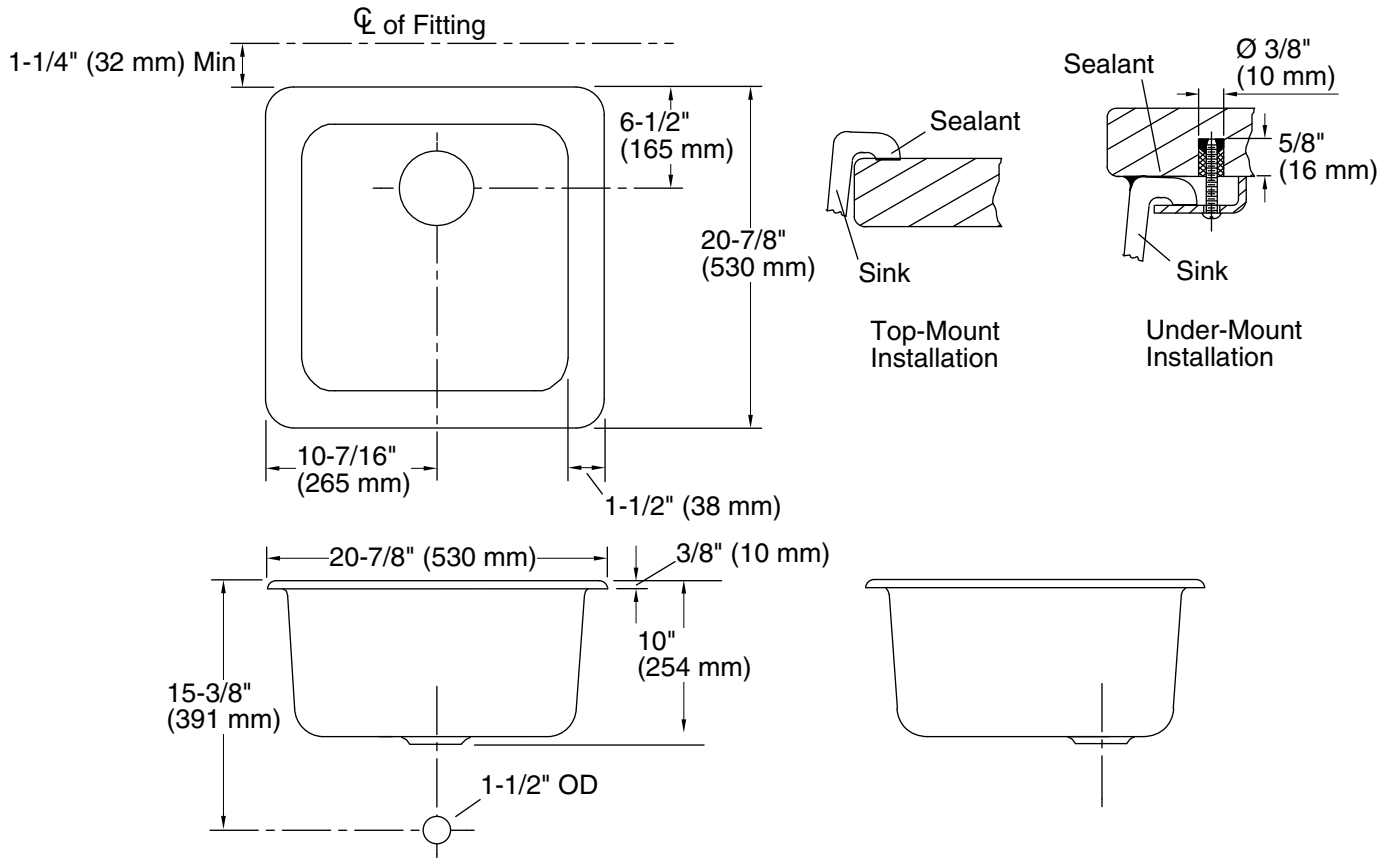
KOHLER® Enameled Cast Iron Kitchen Sink Lifetime Limited Warranty

See website for detailed warranty information.

Available Colors/Finishes

Color tiles intended for reference only.

Color	Code	Description
	0	White
	FF	Sea Salt™
	96	Biscuit
	NY	Dune
	95	Ice™ Grey
	K4	Cashmere
	FT	Basalt
	58	Thunder™ Grey
	FP	Caviar
	7	Black Black™
	GRL	Grey Lavender
	DGB	Indigo Blue
	PLM	Black Plum



Technical Information

All product dimensions are nominal.

Bowl configuration:	Single
Installation:	Top-mount, Undermount
Min. base cabinet width:	24" (610 mm)
Bowl area (Only):	Length: 18" (457 mm) Width: 18" (457 mm) Bowl depth: 9-1/2" (241 mm)
Drain hole:	3-7/8" (98 mm)
Template:	114335-7, required, included

Notes

Install this product according to the installation instructions.

Supplied bowl clamp assemblies require 1" (25 mm) minimum countertop thickness. Installer must supply hardware for thinner countertops.

For multiple bowl under-mount installations, a minimum distance of 3-3/8" (86 mm) is required between bowls. Countertop supplier to determine required support.